

Let's Celebrate!

»» Get ready!

Match the pictures to the words.

- a refreshments
- b invitation
- c guests
- d decorations
- e present



3 _____



1 _____



4 _____



2 _____



5 _____

Reading

1 Read the online chat and tick (✓) the things that Holly has done.

- sent invitations
- told people online
- decided where the party is
- bought snacks
- ordered pizzas
- organised music
- organised video games
- put up decorations



www.ChitChat4kids.laser

Ruby

Holly

Hi Holly. Are you there?

Ruby

Hi Ruby! Yes, I'm here. How are you?

Holly

I'm fine. Happy Birthday! I can't wait for your party this weekend!

Ruby

I'm not ready for it! 😞
There are still lots of things I haven't done.

Holly

Don't worry! I'll help. Let's start at the beginning. Have you sent invitations to everybody?

Holly

Yes. And I've told people online about it, too. I've invited everyone I can think of. I've already had replies from most people and it looks like there'll be about 30 guests.

Holly

OK. And is the party going to be indoors or outdoors? What if it rains?

Ruby

I haven't thought about it. I can ask Mum what she thinks and then decide.

Holly

Have you thought about refreshments yet? People need something to eat and drink.

Ruby

I've bought snacks, and Mum's got a cake, but people might want more than that. I haven't had time to organise anything else.

Holly

2 **☞KET** Read the chat again and for each question, choose the correct answer A, B or C.

- 1 Ruby tells Holly that she ...
 - A can't come to her party.
 - B is looking forward to her party.
 - C wants to have a party this weekend.
- 2 Thirty people have told Holly that they ...
 - A can't come to the party.
 - B want to come to the party.
 - C haven't had an invitation to the party.
- 3 Holly hasn't organised much food because ...
 - A her mum told her not to.
 - B her mum is cooking the food.
 - C she has been too busy.

3 Write the correct name in each gap to complete the sentences.

Ruby • Holly • Dylan

- 1 _____ has talked about the party on the internet.
- 2 _____ mentions a possible problem with the weather.
- 3 _____ will ask someone else for advice.
- 4 _____ has agreed to provide entertainment.
- 5 _____ mentions other parties she's been to.

⚡ Wordpower!

☞KET Write a word or phrase to match each definition. The first letter is given to help you.

- 1 answers (n)
r _____
- 2 inside, in a building (adv)
i _____
- 3 outside, out of a building (adv)
o _____
- 4 reach or get to a place or event (v)
a _____
- 5 ask for food, etc in a restaurant (v)
o _____
- 6 liked by many people (adj)
p _____
- 7 not expensive (adj)
c _____
- 8 make a place clean after a party, etc (phr v)
t _____ u _____

🏠 Homework!

Do exercises 1–3 on pages 23 and 24 of your Workbook.



We can leave the snacks on the table for people when they arrive. Then later we can order pizza so we don't need to cook! Pedro's Pizza is really popular, so everyone will like that. And it's cheap, too! 🍷 What about entertainment?



I've asked Dylan to bring some CDs, and he's happy to do that. And I've put some music onto my MP3 player, so we can dance. I haven't done anything else.



I've been to some parties where they had video games to play. Let's do that! I'll bring my games.



Great! Oh, and I've bought lots of decorations, but they're still in the box.



Let's put them up together on Saturday morning. I've just thought of one more thing. We need to tidy up after the party. Who can help?



That's easy! The boys! 🍷 Thanks, Ruby. You've been a great help.



That's OK. Right – I have to go and do my homework. See you at school tomorrow!

Grammar 1



Present perfect simple 1

Look!

Have you sent invitations to everybody?
I've invited everyone I can think of.
I've bought lots of decorations.

Use

We use the present perfect simple to talk about the present results of past actions. Compare this with the past simple.

Past simple: **I bought** snacks for the party. (The speaker is describing something that happened in the past. The past action is important.)

Present perfect simple: **I've bought** snacks for the party. (The speaker is saying that now he has snacks. The present result is important.)


Words and phrases we often use with the present perfect simple: *already, yet, just.*

For more information, see *Grammar database 7* on page 148.

1 **KEY** Choose the correct word or phrase.

- Leo ___ invited Abigail to his party.
 A haven't
 B hasn't
 C didn't
- Dad ___ some food for Jake's birthday party.
 A has made
 B does make
 C has make
- I'm sorry - I ___ any snacks on the table for the guests.
 A hasn't put
 B haven't put
 C not put
- ___ Alec arrived yet?
 A Have
 B Does
 C Has
- They've just ___ to have the party outdoors.
 A deciding
 B decide
 C decided
- Have you ___ the CD for the party yet?
 A find
 B found
 C finds

2 Look at the picture and write answers to the questions.



Oh, no! Look at what Patch and Smokey have done!

- Have they ripped the decorations?
Yes, they have. They've ripped the decorations.
- Have they stood on the jelly?

- Have they knocked the cake on the floor?

- Have they spilled the drinks?

- Have they broken the CDs?

3 Write each verb in the present perfect simple. Use short forms where possible.

14TH MARCH
 Just two more days until my party! I can't wait!
 I (1) _____ (send) invitations to all my friends,
 and I (2) _____ (already/have) replies from
 almost everyone. Daisy (3) _____ (not/send)
 a reply yet, but she's on holiday. I'm sure she'll come. There's so
 much to do! I (4) _____ (buy) food and drinks,
 and I (5) _____ (ask) other people to bring
 music and games. I'm sure there's something
 I (6) _____ (forget).
 I (7) _____ (not/put up) decorations
 yet, but I'll do that on the day of the party. I hope people
 (8) _____ (not/buy) me expensive presents
 - I told them to just get something cheap. I'm so excited! It's
 going to be the best party ever!

**HOMEWORK!**

Do exercises 1 and 2 on page 25
 of your Workbook.

⚡ Wordpower!

1 Choose the correct word.

- 1 My sister's wedding was **amazed** / **amazing**!
I was **amazed** / **amazing** how many people were there.
- 2 The invitation looked very **interested** / **interesting**.
I decided to go to the party because I was **interested** / **interesting** in seeing what it was like.
- 3 I'm so **excited** / **exciting**! It sounds as if the party is going to be really **excited** / **exciting**!
- 4 Your costume for the Halloween party was really **frightened** / **frightening**! Some of the guests were **frightened** / **frightening** by it.

! Be careful!

Adjectives with *-ing* describe what something or someone is like.

Peter is amazing. (He amazes me.)

Adjectives with *-ed* describe how someone feels.

Peter is amazed. (He has a feeling of amazement.)

- 5 Were you **surprised** / **surprising** when Elliot gave you a fishing rod? I thought it was a really **surprised** / **surprising** present.
- 6 I thought the directions to the party were **confused** / **confusing**! I got **confused** / **confusing** and couldn't find the address.

2 Use the words given in capitals to form a word that fits in the gap in the same line.

How to have the perfect party!

So you have to organise a party! I'm sure you're (1) _____ by the idea, but probably also a little (2) _____. How can you be sure you've done everything when it can get so (3) _____? The secret is to make lists - lots of lists! It's the only way to make sure you don't get (4) _____ when things start to go wrong. You'll be (5) _____ how much lists can help. Make a list of everything you have to do. It's (6) _____ how many little jobs there are when you organise a party. Some of them will be (7) _____ and you'll enjoy them, but you won't be (8) _____ in all of them. Remember, though, that you have to do all of them to make your party a success!

- EXCITE
- FRIGHTEN
- CONFUSE
- CONFUSE
- AMAZE
- SURPRISE
- INTEREST
- INTEREST



HOMWORK!

Do exercises 1 and 2 on page 26 of your Workbook.

🎧 Listening

- 1 🎧 12 Listen to these two boys planning an event. As you listen, choose true (T) or false (F).
 - 1 They have already printed the invitations to the party. T/F
 - 2 Liam's parents are happy to have the party at their house. T/F
 - 3 Max says his garden is too small for a party. T/F
 - 4 Liam has bought a football shirt as a gift. T/F
 - 5 Max has bought a book as a gift. T/F



- 2 🎧 12 🔑 Listen again and write a word, number or short phrase in each gap to complete the invitation.

YOU'RE INVITED TO...

(1) _____'s Surprise Party!

Where: 47 (2) _____

How to get there: by car, taxi, or take the (3) _____ bus

When: (4) _____ at 6pm

Bring: (5) _____ and (6) _____

And remember - it's a surprise!




HOMWORK!

Do exercise 1 on page 26 of your Workbook.

Speaking

1 Tick (✓) the events you have been to and say which you liked the most.

- 1 a birthday party
- 2 a family celebration
- 3 a wedding reception
- 4 a school prom
- 5 a surprise party



2 You are going to organise an event with your partner. Decide what kind of event and complete the notes together. Try to make it a fun event!

Student A: What event shall we choose?

Student B: Let's organise a surprise party for our teacher.

Student A: Great idea! We can invite everyone in our class.

Student B: Yes, let's do that. We can have the party at school.

Student A: Why don't I bring some CDs?

Student B: That's a good suggestion.

3 Tell the class what you have decided to do for your event. Tell them why it's an exciting party. When you have heard all the party plans, vote on which party you want to go to!

Phrase Bank!

Making and responding to offers and suggestions

Why don't I bring some CDs?

Will you make a cake?

Let's ask David to bring decorations.

That's a good suggestion.

Great idea!

Yes, let's do that.

P

1 13 Listen and choose the correct stress.

1 a 47 London ROAD b 47 LONDON Road

2 a 47 London STREET b 47 LONDON Street

3 a 10 Downing ROAD b 10 DOWNING Road

4 a 10 Downing STREET b 10 DOWNING Street

2 14 Listen and repeat these sentences.

1 The party's at 17 Market Street. It's near Castle Road.

2 Come down Market Road and 22 Castle Street is on your left.

Event: _____
 (eg a surprise party for our friend Emma's birthday)

Who to invite: _____
 (eg everyone from our English class)

Where: _____
 (eg at Maria's house, outdoors)

How can people get there? _____

When: _____

What else do we need to organise? What have we decided about those things?

 (eg decorations - Charlie can bring them, etc)

What do guests need to bring?

SoundSpot

Grammar 2



Present perfect simple 2

Look!

Have you ever **been** to a surprise party before?
I've never **had** a birthday party.

Use

We use the present perfect simple to talk about past actions when the time they happened isn't important or isn't known.

Words and phrases we often use with the present perfect simple: *ever, never.*

For more information, see *Grammar database 8* on page 149.

1 Match to make sentences.

- 1 I've been to a birthday party, ____
 - 2 I've played games at parties, ____
 - 3 I've never been to a wedding, ____
 - 4 I've heard about school proms, ____
 - 5 I've never had a birthday party ____
 - 6 I haven't made a cake before, ____
- a but I've been invited to my cousin's next month.
 - b but I'll try my best to make one.
 - c but I've never been to a surprise party.
 - d but I've never been to one.
 - e because our house is quite small.
 - f but not video games.

Let's Celebrate! 4



2 Tick (✓) the things you have done and cross (X) the things you haven't done in your life. Then write questions and answers.

- 1 break your arm
Have you ever broken your arm?
Yes, I have.
- 2 fly on a plane
- 3 see an elephant in real life
- 4 go to a concert
- 5 travel on a train
- 6 build a snowman
- 7 be on TV

3 Write one word from the box in each gap. There are two extra words you don't need.


been • has • never • seen • done
 have • not • worn • ever • made

A great fancy dress party

Have you (1) _____ been to a fancy dress party? That's a party where the guests all wear costumes. Anyone who (2) _____ been to the USA knows that they're popular there at Halloween. Here in England, they're popular all year.

I've (3) _____ to a few, and I've (4) _____ a pirate costume, a ghost costume and an astronaut costume. But the best party I (5) _____ ever been to was the one last night! The theme was 'Films'. I've (6) _____ lots of films, so I didn't know who to choose. In the end, I decided to go as Spiderman. They've (7) _____ a few Spiderman films, and I've watched them all!

I usually make my own costume, but this time I didn't have time so I hired one from a shop. I've (8) _____ hired a costume before, but the costume was great, and I had a fantastic time at the party!



HOMEWORK!

Do exercises 1-3 on page 27 of your Workbook.

Writing

Project: writing a note to a friend

1 **KEY** Read this note and answer the questions.

- 1 Katie says that Sam ...
 - A is looking forward to the party.
 - B isn't very excited about the party.
 - C doesn't know about the party.
- 2 Katie wants Grace to ...
 - A make invitations for the guests.
 - B bring her computer to Brown Street.
 - C make sure Sam comes at 7.30.
- 3 Katie suggests that ...
 - A Grace buys a CD or an MP3 player as a present.
 - B everyone takes their own music to the party.
 - C Grace asks guests what music they like.



Dear Grace,

This is just a quick note to remind you about a few things for the party. I'm so excited! Sam will love it. I hope he likes surprises! And I hope no-one's told him about it!

The first thing we need to do is organise the invitations. Jenny and I have arranged everything, but we need you to print them on your computer. Can you do that? We've decided to ask everyone to arrive at 7pm at my house, 42 Brown Street. I've invited Sam to come over at 7.30 to 'do our homework together'!

The second thing is the entertainment. I know Sam likes rock music, but I don't really have any. Jenny and I have had an idea, though. Why don't we ask everyone to bring their favourite CDs or their MP3s players to the party? That way, we'll have lots of music to choose from. Can you put that on the bottom of the invitations? Thanks!

Lots of love,

Katie

2 Read the note again and match each part of the note with a statement.

- | | |
|---------------------|---|
| 1 Dear Grace, ___ | a This shows who the note is from. |
| 2 Paragraph 1 ___ | b This explains what the note is about and how someone feels. |
| 3 Paragraph 2 ___ | c This talks about the second main point in the note. |
| 4 Paragraph 3 ___ | d This is a good way of saying goodbye. |
| 5 Lots of love, ___ | e This shows who the note is for. |
| 6 Katie ___ | f This talks about the first main point in the note. |

Language Lab

Read these statements. Find and underline examples in the note.

- 1 We use some short, simple sentences.
- 2 We use short forms (*it's*, etc).
- 3 We give information clearly.
- 4 We use *can* to ask the other person to do something.



HOMEWORK!

Do exercises 1 and 2 on page 28 of your Workbook.

Plan your project!

1 15 You and some friends are organising a surprise party for a teacher who is leaving your school. Listen to this voicemail message and choose the correct answers.

- 1 The party is for a teacher called **Mr / Mrs** Smith.
- 2 Anna wants you to **call / write a note** to Ben.
- 3 The party is going to be at **Ben's / your** house.
- 4 The party is on Friday at **7 / 7.30**.

2 You're going to write a reply to your friend. Use your imagination to complete the planner.

PLANNER		
Part of note	Useful information	Your notes
1st line	Hi + first name, Dear + first name,	
Paragraph 1	Tell your friend how you feel about the party and what you are looking forward to. <i>I'm really excited about...</i> <i>I'm really looking forward to...</i>	
Paragraph 2	Tell your friend when and where the party is. Tell your friend how people can get there. <i>The party is at...</i> <i>On the invitations, can you tell people to...</i>	
Paragraph 3	Tell your friend what else you have done for the party. <i>Oh, I've made a great cake!</i>	
Closing expressions	<i>I've got to go now because...</i> <i>Love,</i> <i>Bye for now!</i> <i>From,</i>	
Final line	Your first name	

3 **KEY** Write your note. Use the ideas in your planner. Remember to be friendly!